


□

产品名称	COG6 (3I15) Mouse Monoclonal antibody
英文名称	COG6 (3I15) Mouse Monoclonal antibody
类别	抗体产品
反应种属	Human,Monkey,Mouse,Rat
应用	IF-P,IF-F,IF-ICC,IHC-P,IHC-F,WB

□

基因名称	COG6
宿主	Mouse
存储缓冲液	PBS (pH 7.3) containing 1% BSA, 50% glycerol and 0.02% New type preservative N.
免疫原	Full length human recombinant protein of human COG6 (NP_065802) produced in HEK293T cell.
稀释度	WB 1:200-2000, IHC-P/IHC-F 1:150, IF-P/IF-F/IF-ICC 1:100
预测分子量	73.1kDa
运输及保存条件	-20°C/1 year
同种型	IgG1
背景介绍	
纯化	Purified from mouse ascites fluids or tissue culture supernatant by affinity chromatography (protein A/G)


□




Western blot analysis of extracts (35ug) from 9 different cell lines by using anti-COG6 monoclonal antibody (HepG2: human; HeLa: human; SVT2: mouse; A549: human; COS7: monkey; Jurkat: human; MDCK: canine; PC12: rat; MCF7: human).

□

Immunohistochemical staining of paraffin-embedded Human Kidney tissue within the normal limits using anti-COG6 mouse monoclonal antibody. (Heat-induced epitope retrieval by 10mM citric buffer, pH6.0, 120°C for 3min)



Immunohistochemical staining of paraffin-embedded Human pancreas tissue within the normal limits using anti-COG6 mouse monoclonal antibody. (Heat-induced epitope retrieval by 10mM citric buffer, pH6.0, 120°C for 3min)



Anti-COG6 mouse monoclonal antibody immunofluorescent staining of COS7 cells transiently transfected by pCMV6-ENTRY COG6 .